01-08

01

03

05

07

09

11

13-25

13 MIPC1000-80T

15 MPS10020KT-C

17 MPS20020KT-C

19 MIPC1000-100

21 MIPC1000-100C2

23 MIPC1000-160L

25 MIPC1000-135C1

27-29

27 CCU

28 TCU

29 PLC

30

31-32

150~1000 V

OTA

180 kW

150~1000 V

OTA

180 kW

120 kW



323~456 VAC
380 VAC
50 Hz
≥ 0.99
3W + N + PE
120 kW
150~1000 VDC
300~1000 VDC
≤ ±0.5%
≤ ±1%
≥ 94%
≤ 65 dB
-20 °C ~ +55 °C
-40 °C ~ +75 °C
5~95%
≤ èâââ ¦ ˁ èâââ ¦ <
CAN
700 x 1700 x 460 (mm)
IP54
5 m

240 kW

150~1000 V

OTA

600 kW

OTA

	323~456 VAC
	380 VAC
	50 Hz
	≥ 0.99
	3W + N + PE
	600 kW
	150~1000 VDC
	300~1000 VDC
	250 A 600 A
( )	12 (10 2)
	≥ 94%
	≤ 65 dB
	-20 °C ~ +55 °C
	-40 °C ~ +75 °C
	5~95%
	≤ èâáâ ¦ ç èâáâ ¦ <
	CAN
	4G / WIFI
	2 1
IP	IP55
	5 m / 3.5 m

IP54

4G/

OTA

MIPC1000-80T

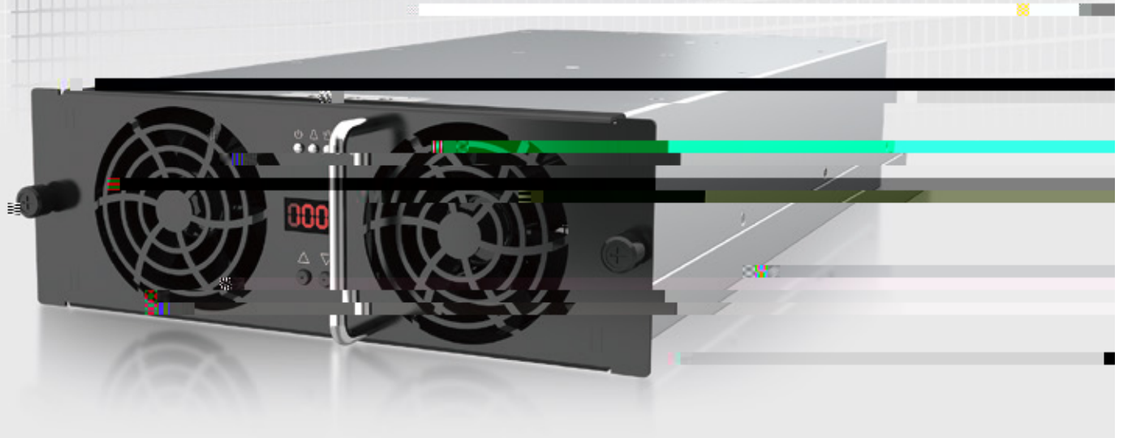

¥ X λ O = u

MPS20020KT-C



MIPC1000-100

MIPC1000-100G CE

MIPC1000-100G1 UL



30 kW

MIPC1000-100C2

OUT

40 kW

MIPC1000-135C1

(PLC



R&D

>3000

35%

1990

2024 400+

&

32

9

38

28

PLC

- CCS, CHAdeMO( )
- CCS DIN 70121, ISO15118
- CHAdeMO , 2.0 ( )
- IEC 61851-2:2023
- ( )

CCS

- ,
- CAN ,
- RS232 , ,
- Proxima Detection(PD)
- EIM, PnC

CCS, CHAdeMO 2.0 (Optional)	CAN, RS232
12 / 24 VDC 9~26 VDC	119 x 229 (mm)
2 W for CCS, Max. 40 W for CHAdeMO	-40 °C ~ +85 °C

CNAS TUV UL-WTDP UL-CTF